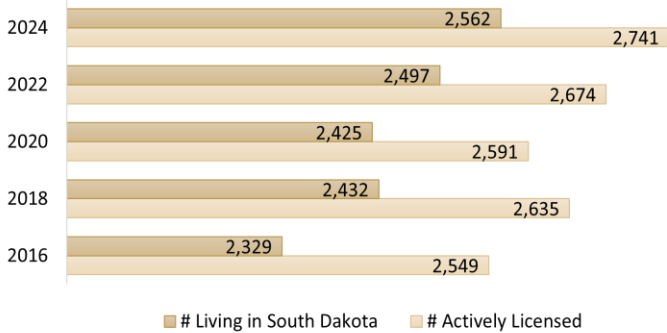


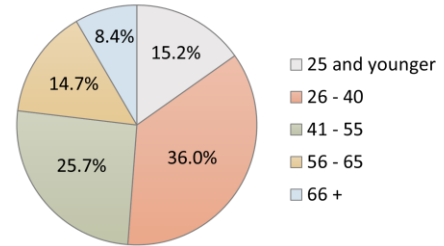
### Licensure

As of 12/5/2024, there were **2,741** actively licensed SD LPNs; **2,562** (93.5%) lived in the state.

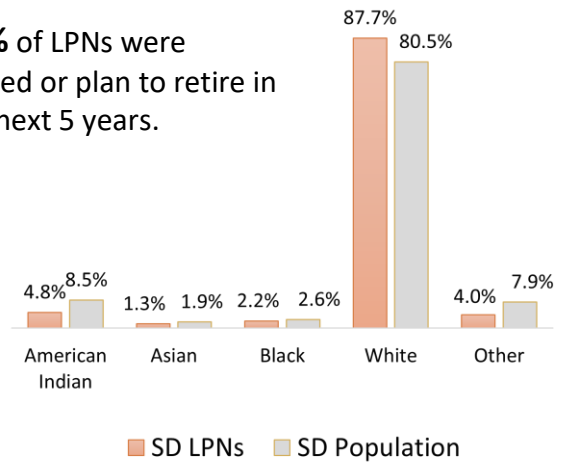


### Demographics

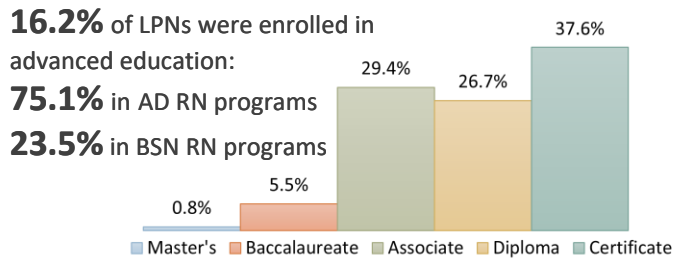
**5.3%** of LPNs were male.



**13%** of LPNs were retired or plan to retire in the next 5 years.



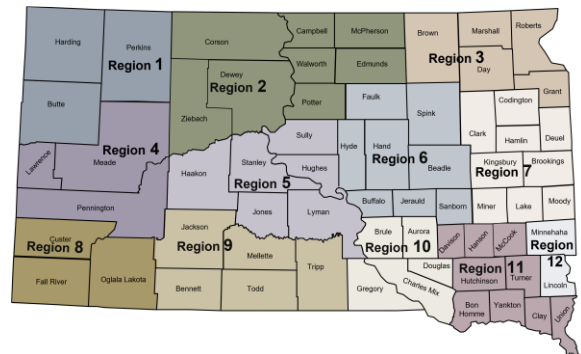
### Highest Education Degree



**16.2%** of LPNs were enrolled in advanced education:  
**75.1%** in AD RN programs  
**23.5%** in BSN RN programs

### Regional Distribution

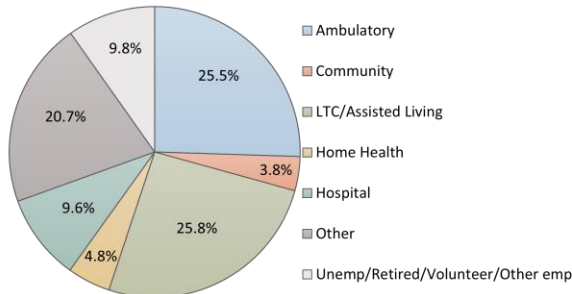
More LPNs are needed to meet South Dakota's projected **7.8%** increased employment demand.\*



Region	1	2	3	4	5	6	7	8	9	10	11	12	Total
# LPNs	47	80	200	476	60	116	314	56	47	67	258	841	2,562
% LPNs	1.8	3.1	7.8	18.6	2.3	4.5	12.3	2.2	1.8	2.6	10.1	32.8	100%
% General State Population	1.6	3.0	7.1	19.0	3.1	4.1	11.4	3.3	2.5	2.6	11.8	30.5	100%
FTE Availability	38	65	164	389	49	95	257	46	38	55	211	688	2,095

### Employment

**73.4%** of LPNs were employed full-time and **11.6%** part-time.



**80.8%** Practiced in SD  
**5.8%** practiced in neighboring states  
**3.4%** practiced in other states  
**9.8%** were retired, unemployed, or volunteered

Licensure data retrieved from the SD Board of Nursing's licensure system on 12/5/2024; and from historical SD Center for Nursing Workforce Supply and Employment Characteristics reports. For more information visit <https://www.sdbon.org/NursingWorkforce/Reports.aspx>.

\*Retrieved from: [https://dlr.sd.gov/lmic/documents/projections/occupational\\_projections\\_2022\\_2032\\_statewide\\_south\\_dakota.pdf](https://dlr.sd.gov/lmic/documents/projections/occupational_projections_2022_2032_statewide_south_dakota.pdf)