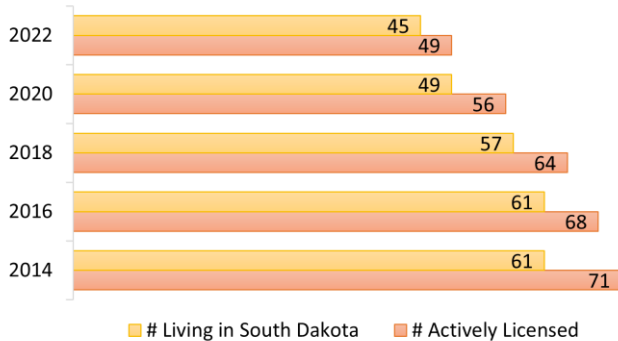


Licensure

As of 12/5/2022, there were **49** actively licensed South Dakota CNSs; **45** (92%) lived in the state.

Licensure Trends

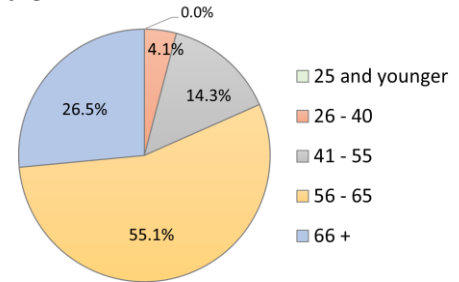


Demographics



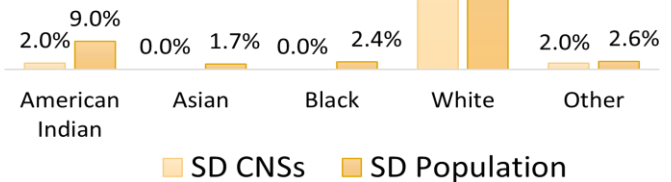
98% of clinical nurse specialists were female

Age



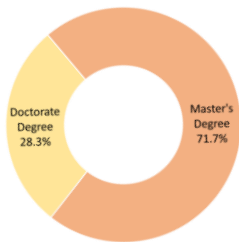
43.5% of currently licensed CNSs are retired or plan to retire in the next 5 years.

Race



Education & Certification

100% hold Graduate Degrees

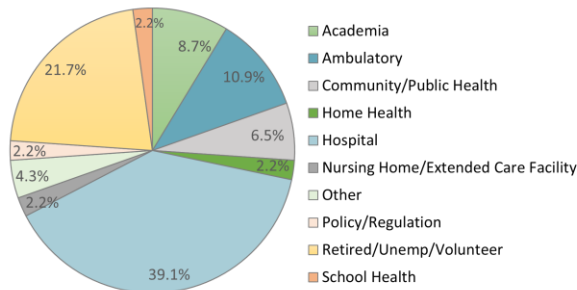


- 20.4%** Adult/Gero
- 4.1%** Community Health
- 4.1%** Diabetes
- 2.0%** Pediatrics
- 12.2%** Psych/Mental Health

Employment

56% were employed full-time and **22%** part-time

Practice Settings



69.6%
Practice in SD

- 6.6%** practice in neighboring states
- 2.1%** practice in other states
- 21.7%** are retired, unemployed, or volunteer

Regional Distribution

